

# DRIVER INFO

V1-260824



**ROTAX**  
**RMC**  
GRAND FINALS

# SARNO

ITALY

OCT 19-26, 2024

**circuitonapoli**  
internazionale

25 YEARS RMCGF – 25 YEARS RMCGF – 25 YEARS RMCGF – 25 YEARS

Supported by:

**MOJO**

**XPS**

**BELL**  
HELMETS

**SODI**

**birelART**

*Praga*

**DELORTO**

**BRP**

© 2024 BRP-Rotax GmbH & Co KG. All rights reserved. ® and TM and the BRP logo are trademarks of Bombardier Recreational Products Inc. or its affiliates. All other trademarks are the property of their respective owners.



**WOHOOO  
YOU DID IT!**

WELCOME TO THE RMC GF



# CONGRATULATIONS

As one of the **top drivers** in your category, **you've earned your place** at the pinnacle of the Rotax Karting season. **Welcome** to the prestigious **Rotax MAX Challenge Grand Finals!** This thrilling event will take place at the **Circuito Internazionale Napoli** from **October 19 to 26, 2024.**

BRP-Rotax, along with its dedicated partners, celebrates your remarkable achievement and fully supports you in Sarno, Italy. **We're sending you all our best wishes for success and an unforgettable experience** at this grand kart racing showdown.

**Enjoy your Italian adventure!**



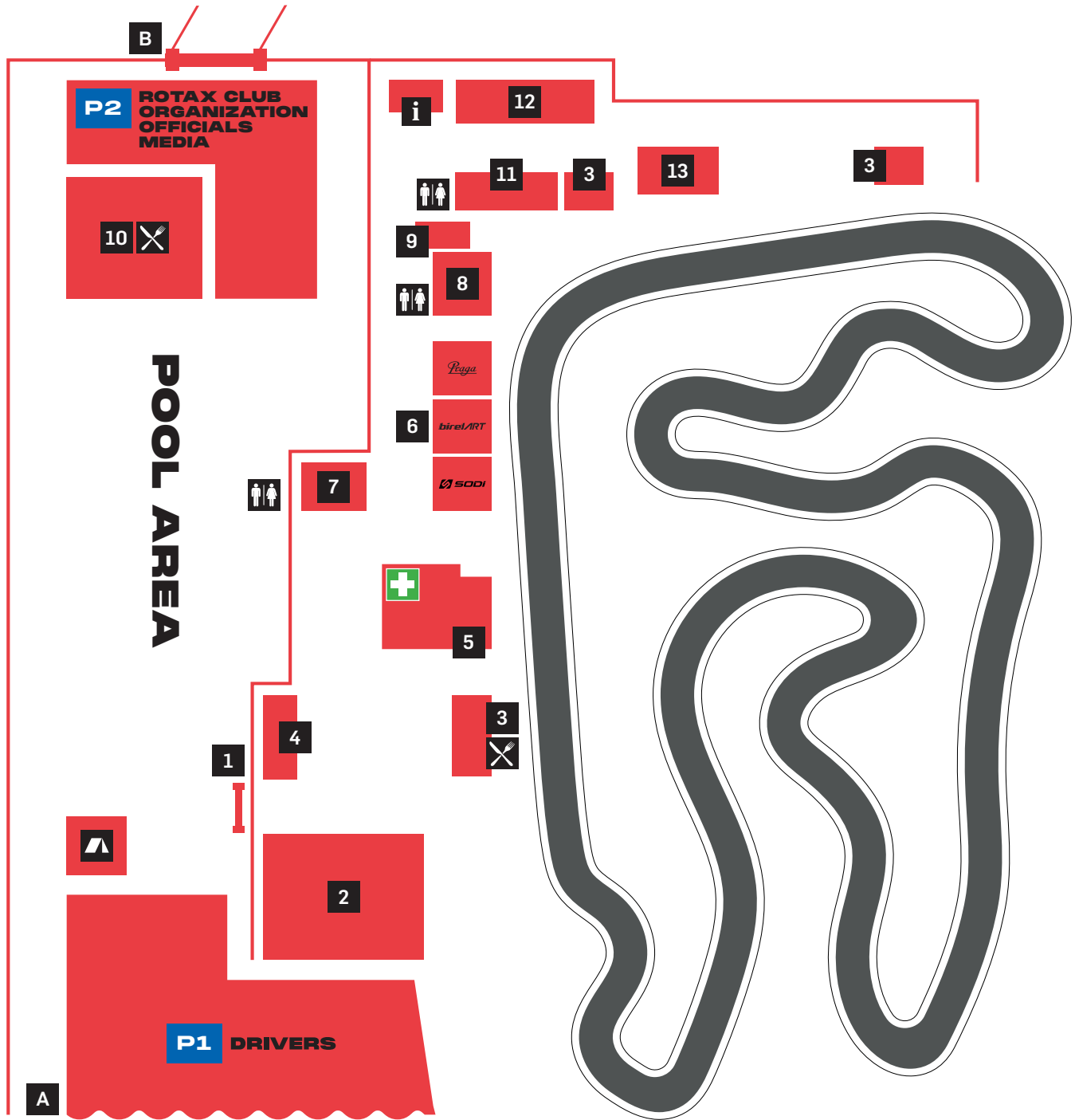
# CONTENT

## OVERVIEW OF TOPICS

<b>Paddock Plan</b> .....	4
<b>1. REGISTRATION</b> .....	5-11
Registration Process Overview	
1.1. Online Registration.....	6
1.2. Required Documents .....	6-9
1.3. Global App .....	10
1.4. Registration on Site .....	11
<b>2. EQUIPMENT</b> .....	12-15
2.1. What will be provided for the Event	
All Drivers .....	12
Combustion Karts .....	13
Electric Karts.....	14
2.2. Personal Equipment provided by the Driver (All Drivers) .....	15
<b>3. TRACK INFORMATION</b> .....	16
<b>4. PARTNERS, SPONSORS</b> .....	17
<b>5. TRAVEL/TOURIST INFORMATION</b> .....	18
<b>6. DRIVER CHECKLIST</b> .....	19

**UPDATES, SPORTING & TECHNICAL REGULATIONS AND ALL OTHER INFORMATION ARE AVAILABLE ON OUR WEBSITE AT [GRANDFINALS.ROTAX-RACING.COM](https://grandfinals.rotax-racing.com)**

**TIME SCHEDULE IS AVAILABLE ONLINE ON OUR [WEBSITE](#)**



- 1 Entrance Drivers
- 2 Drivers Tent
- 3 Visitor Terrace/Grand Stand
- 4 Exhibition Partners
- 5 Parc Fermé/Scrutineers
- 6 Chassis Partners
- 7 Podium

- 8 Stewards  
Rotax Club (1st Floor)
- 9 Merchandise & Spare Parts Shop
- 10 Sporting Check-In/Briefing
- 11 Rotax Workshop
- 12 Kids Playground
- 13 Press Office (1st Floor)  
Rotax Office (Ground Floor)

- A Access Drivers
- B Access Rotax Club, Media, Organization, Officials
- i Customer Support
- ♂/♀ Toilet
- 🏥 First Aid
- 🍴 Restaurant/Food Trucks
- 🚐 Camper Vans Area











# REGISTRATION

OVERVIEW OF REGISTRATION PROCESS

## 1. REGISTRATION PROCESS

To guarantee a smooth registration process, we kindly ask you to take the following 4 steps:

	SUBJECT	LOCATION	TOPICS	BRIEF DESCRIPTION
1	 ONLINE REGISTRATION	 AT HOME	Online Registration EDIT-Code Internet Connection Commentators Sheet Rotax Global App	Register online and receive a confirmation email with all necessary documents and informations ( <b>Internet Connection, EDIT Code</b> ).  Lines are open:  <b>Sept. 1<sup>st</sup> – 30<sup>th</sup>, 2024</b>  Please also fill up the commentators sheet and <b>install the Rotax Global App</b> on your smartphone, which is mandatory for the event.
2	 DOCUMENTS	 AT HOME	Driver License Entrant License Starting Permission Entry Form	Sign the prefilled entry form electronically. If necessary, prepare the starting permission and upload it along with your driver/entrant licenses.
3	 GLOBAL APP	 AT THE TRACK	Internet Connection Rotax Global App	There will be no WiFi provided at the paddock. You need a local SIM Card to run the Global App (several providers are offering SIM-Cards and eSIM at the airport).
4	 REGISTRATION ON SITE	 AT THE TRACK	Sporting Check-In	The <b>Sporting Check-In</b> on site will be held  <b>Friday, Oct. 18<sup>th</sup>, 2024</b> <b>10.00 – 16.30</b>  <b>Saturday, Oct. 19<sup>th</sup>, 2024</b> <b>08:45 – 15.30</b>  Make sure you logged-in the Global App. Get your waiting ticket and visit the Check-In Office as soon as you are notified. Don't forget to bring your passport, licenses and starting permission (if necessary) with you.

### IMPORTANT INFO: PARKING

Only use the Drivers Parking Area.  
**NO PARKING** in front of the Hotel during Sporting Check-In.



# REGISTRATION

DETAILS FOR REGISTRATION PROCESS

## 1.1. ONLINE REGISTRATION

All qualified drivers must register online at <https://www.rotax-ems.com/brp> till the deadline.

The link is also available on the [RMC GF Website](#) - just click the **REGISTER ONLINE** button on the Startpage.

**Get the password** to enter the online registration through **your national Rotax Distributor**.

### For your online registration please prepare:

- Your Personal Data and those of your Entrant
- Your Passport number
- Your driver License number
- Your personal Transponder number\*
- Your Entrants License number
- Picture of Driver License and Entrant License (jpg, max. 1MB)

\* Combustion categories have to bring their own transponder.

Details about accepted transponders are available on page 15.

After the registration, you will receive a **confirmation email** with all required documents.

See chapter 1.2. how to treat these documents.

The confirmation email also contains your **personal EDIT-code**.

### 1.1.1. EDIT-CODE

This code is your personal **EDIT-Code** which you will need later on to:

- modify your data, if necessary
- fill up the commentator's sheet
- login to the Rotax Global App (details in chapter 1.3.)

Save a screenshot of the code for later usage



### 1.1.2. INTERNET CONNECTION

There will be no WiFi provided in the paddock for the Drivers and Visitors (there is only a WiFi in the Rotax Club).

Please make sure to buy a SIM-Card or eSIM at the airport upon your arrival - there are several local providers who are offering SIM-Cards and eSIMs).

### 1.1.3. COMMENTATORS SHEET

Please fill in the commentator sheet with your personal information.

It is not mandatory, but if you do not enter anything, the commentator at the track will have nothing to talk about you.

You may enter and modify your personal profile (curriculum vitae) online at any time in the EMS online registration System under <https://www.rotax-ems.com/brp> whenever you want.



# REGISTRATION

DETAILS FOR REGISTRATION PROCESS

## 1.2. DOCUMENTS

### 1.2.1. DRIVER LICENSE

It is mandatory to have a valid national or international license (depending on the categories) for 2024!

The license has to be brought as an original to the Sporting Check-In on site.

#### ▪ 125 MICRO MAX

Drivers must have his/her **8<sup>th</sup>** birthday during the year of the event and must have his/her **12<sup>th</sup>** birthday after the year of the event. Must hold a valid National Karting License and a Starting Permission issued by the responsible ASN.

#### ▪ 125 MINI MAX

Drivers must have his/her **10<sup>th</sup>** birthday during the year of the event and must have his/her **14<sup>th</sup>** birthday after the year of the event. Must hold a valid International Karting License Grade G or a National Karting License (with Starting Permission) issued by the responsible ASN.

#### ▪ 125 JUNIOR MAX

Minimum age: Drivers must have his/her **12<sup>th</sup>** birthday in 2024  
Maximum age(\*): Driver cannot have his/her **15<sup>th</sup>\*** birthday in 2024  
Must hold an International Karting License Grade G issued by the responsible ASN. An International entrant license is required.

\*A driver having his/her 15<sup>th</sup> birthday in 2024 can participate if he/she holds a weight derogation approved by the CIK/FIA to hold a valid International G Karting License, and it is placed on the official CIK/FIA list for special license holders.

#### ▪ 125 SENIOR MAX

Drivers must have his/her **14<sup>th</sup>\*** birthday during the year of the event. Must hold a valid International Karting License Grade F or E issued by the responsible ASN. An International entrant license is required.

\*If a driver is **14 years old during the year** of the event, he/she must hold a valid International karting license grade F according to CIK/FIA International driver license for karting drivers and code of driving conduct, article 3.4.2.

**ALL DRIVERS AND ENTRANTS MUST HOLD A LICENSE ISSUED BY AN ASN, AFFILIATED TO THE FIA**



### NOTE:

Drivers who are still **under age** (and therefore do not have full legal capacity) **cannot be** their own **entrant**.

**You must hold a Valid license for 2024!**



# REGISTRATION

DETAILS FOR REGISTRATION PROCESS

## ▪ 125 MAX DD2

Drivers must have his/her **15<sup>th</sup>** birthday during the year of the event. Must hold a valid International Karting License Grade E issued by the responsible ASN. An International entrant license is required.

## ▪ 125 MAX DD2 MASTERS

Drivers must have his/her **32<sup>nd</sup>** birthday during the year of the event. Must hold a valid International Karting License Grade E issued by the responsible ASN. An International entrant license is required.

## ▪ E20 SENIOR

Drivers must have his/her **14<sup>th</sup>\*** birthday during the year of the event. Must hold a valid International Karting License Grade F or E issued by the responsible ASN. An International entrant license is required, subject to the Driver's license.

\*If a driver is **14 years old during the year** of the event, he/she must hold a valid International Karting License grade F according to CIK/FIA International drivers licenses for karting and code of driving conduct, article 3.4.2.

## ▪ E20 MASTERS

Drivers must have his/her **32<sup>nd</sup>** birthday during the year of the event. Must hold a valid International Karting License Grade E issued by the responsible ASN. An International entrant license is required.

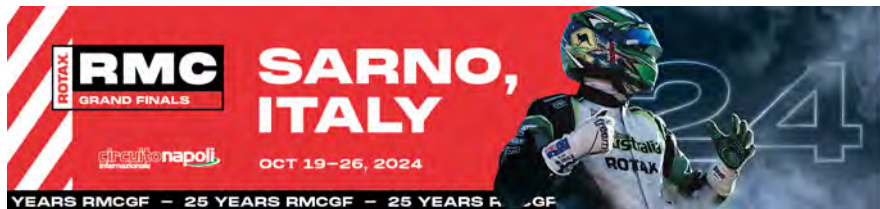
**ALL DRIVERS AND ENTRANTS MUST HOLD A LICENSE ISSUED BY AN ASN, AFFILIATED TO THE FIA**



## NOTE:

Drivers under the age of 18 (at the time of the event) **can not be** their own entrant. Those drivers **must have an entrant license** on behalf of a parent/guardian or **have to enter the Grand Finals with a team**, which holds such a National / International Entrant License.





# REGISTRATION

## DETAILS FOR REGISTRATION PROCESS

### 1.2.2. ENTRANT LICENSE

**International categories** (Junior MAX, Senior MAX, MAX DD2, MAX DD2 Masters, E20 Senior, E20 Masters)

Entrants must hold a valid International Entrant (Competitor) License which will be issued by your National Karting Federation (ASN) affiliated to the FIA.

**It has to be brought with you to the Sporting Check-In on site.**

**National categories** (Micro MAX, Mini MAX)

Entrants must hold a valid International, or National Entrant (Competitor) License, which will be issued by your National Karting Federation (ASN) affiliated to FIA.

All Entrants holding a National Karting License must also have a Starting Permission issued by the responsible ASN in such form as they might deem convenient.

**Entrant license**  
has to be brought  
**with you** to the  
**Sporting Check-In**  
at the event.

### 1.2.3. STARTING PERMISSION

A Starting Permission is mandatory for the following drivers/entrants:

- **All Drivers and Entrants holding a National License** must have a Starting Permission issued by the responsible ASN.
- **All Drivers and Entrants holding a International Karting License** must have a Starting Permission issued by the responsible ASN in such form as they might deem convenient.

The Starting Permission has to be brought as an **Original to the Sporting Check-In Office on site** and **uploaded in advance before the event to the EMS Online Registration System**

under <https://www.rotax-ems.com/brp> using your personal **EDIT-Code**.

### 1.2.4. ENTRY FORM

Download the already prefilled Entry Form using the link **DOWNLOAD FORM** in the confirmation email and check the correctness and completeness.

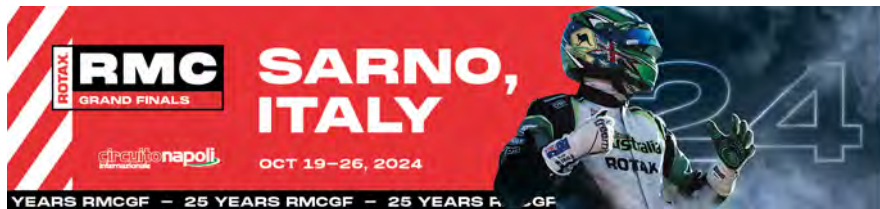
If necessary, modify your data using the link **MODIFY REGISTRATION** in the confirmation email. To get access you will need your personal **EDIT-code**.

After this, the entry form must be signed electronically by all required persons (Driver, Entrant, Guardian) using the link **SIGN FORM** in the confirmation email. If a person is not at hand, simply forward the email to the appropriate destination.



## IMPORTANT:

If you change any content of the Entry Form **AFTER** signing, all persons involved will have to sign again!



# REGISTRATION

DETAILS FOR REGISTRATION PROCESS

## 1.3. ROTAX GLOBAL APP

The Rotax Global App is the main communication channel and therefore **MANDATORY** for all drivers and entrants.

Download the App named **ROTAX GLOBAL** from the **App Store** or **Google Play** and select RMC Grand Finals from the list of championships.

Although the App is self-explanatory a **detailed user guide** can be found under <https://grandfinals.rotax-racing.com/drivers-information> A setup guide for iOS and Android is attached to your confirmation email.



Connect to Apple Store



Connect to Google Playstore

### 1.3.1. INTERNET CONNECTION

There will be **no WiFi provided** in the paddock (only the Rotax Club has a WiFi connection).

Please check for a local SIM Card or eSIM to run the Global App (several providers are offering SIM-Cards and eSIMs at the airport).

You need internet connectivity to run the Rotax Global App which is mandatory for the drivers.

### 1.3.2. ROTAX GLOBAL APP LOGIN

Start the **Rotax Global App** and select RMC Grand Finals from the list of championships if not already done.

#### ▪ DRIVERS

Login to the **Rotax Global App** using your personal **EDIT-Code**.

Please note that it is your responsibility to make sure that you are logged in and online throughout the whole event.

#### ▪ ENTRANTS

If it is the first time using the **Rotax Global App**, you must register yourself by entering your email address and define a password.

If you are already registered, just login with your email address and password if not already done.



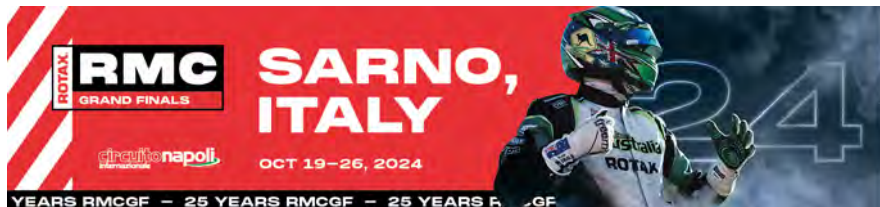
## IMPORTANT:

**ONLY ONE PERSON** can be logged in with the **EDIT-Code at the same time!** If you are logging in on another device, the existing device will be logged out.

## NOTE:

If you want to only receive notifications from a special driver, add the driver by entering his name (optional), starting number (kart number) and category (class).

If you want to receive and to confirm notifications on behalf of a driver, add the driver using his personal **EDIT-Code** instead.



# SPORTING CHECK-IN

DETAILS FOR ON-SITE PROCESS

## 1.4. SPORTING CHECK-IN ON SITE

- Make sure that you have all documents ready for the Sporting Check-in to avoid more waiting time.
- Start the GlobalApp before you go to the Sporting Check-In.

Sporting Check-in office will be **located in the Hotel Saturday**.

There is no WiFi provided in the paddock. You need a local SIM Card to run the Global App. Make sure to buy a SIM-Card or eSIM at the airport (there are several providers) or online on the websites of the local providers.

Depending on the situation on site, we will make use of our Ticketing System to avoid gatherings of people in front of the Check-In Office. In this case please get your waiting ticket and return as soon as you are notified to proceed by Push Notification via the Rotax Global App or on the screen.



### OFFICIAL DRIVER SPORTING CHECK-IN:

Friday, Oct. 18, 24  
10:00 – 16:30

Saturday, Oct. 19, 24  
08:45 – 15:30

### IMPORTANT: LIVE STREAM PICTURE

Please wear your national team Shirt or your RMC GF Racesuit

The photographer is located near the registration desks.

Photos are taken only during the Sporting Check-In.

**No other time-slots will be available!**

### KEEP IN MIND:

If you lose your Drivers card or Mechnic card, go to the customer support office and ask for a new card. A new card will be issued to the fee of € 30,-



# EQUIPMENT

## ALL DRIVERS

COMBUSTION AND ELECTRIC CATEGORIES

## 2. EQUIPMENT

### 2.1. WHAT WILL BE PROVIDED FOR THE EVENT

#### 2.1.1. EVERY DRIVER WILL RECEIVE FREE OF CHARGE (AT SPORTING CHECK-IN ON SITE)


- 1 x Driver ID card, lanyard + wristband
- 1 x Mechanic ID card, lanyard + wristband
- 1 x personal sticker set for the race kart (starting numbers, name & country flag)

#### 2.1.2. DRIVERS WILL RECEIVE FREE OF CHARGE, ON A LOAN BASIS (IN THE PADDOCK)

- Assigned spot in the driver's tent, marked with a personal driver board. It is **NOT ALLOWED** to change the location.
- Table
- Two chairs
- One connection to electricity which must not be placed on the floor.

#### 2.1.3 EVERY DRIVER WILL HAVE ACCESS TO (IN THE SERVICE PARK)

- Compressed air to inflate the tires
- Tire bead breaker
- Containers with water for tire leakage test



### NOTE:

Download the latest Sporting and technical regulations on our website clicking [here](#)





# EQUIPMENT COMBUSTION

PROVIDED EQUIPMENT FOR COMBUSTION KARTS

COMBUSTION

## 2.1.4. PROVIDED TO DRIVERS FREE OF CHARGE, ON A LOAN BASIS (FOR THE EVENT PERIOD)

- Complete chassis with engine and engine accessories
- Seat for the chassis (driver can select between different available sizes)
- Rims for dry tires // Rims for wet tires and wet tires will be handed out in time in case of high risk of rain only
- Trolley for the chassis
- Toolbox with all standard tools for chassis- and engine setup
- Battery charger with connector for local electrical network
- Lead in different sizes with screws, washers and nuts. The use of private owned lead brought for the event is allowed (CIK regulations for fixation of lead apply)
- Optional allowed front sprockets/MAX and optional allowed primary drives/DD2 (see RMCGF Technical Regulations)
- Optional allowed main jets for the carburettor (see RMCGF Technical Regulations)

## 2.1.5. CONSUMPTION GOODS PROVIDED TO DRIVERS FREE OF CHARGE (FOR THE EVENT PERIOD)

- All tires which will be used during the event (see RMCGF Technical Regulations)
- Pre-mixed fuel (see RMCGF Technical Regulations)

### Service products:

- |                   |  |
|-------------------|--|
| 1 x brake cleaner | 1 x multi cleaner  |
| 1 x visor cleaner | 1 x chain lube (Micro MAX, Mini MAX, Junior MAX and Senior MAX only) |

## 2.1.6. RETURN OF EQUIPMENT AFTER EVENT

All equipment provided for the event on a loan basis must be returned in appropriate and clean condition (except tires and consumables).

- Chassis with engine, trolley, battery charger and optional gear ratios must be returned according to the "Return Instruction" of the respective chassis manufacturer. Slick and/or wet tires must be dismantled from the rims.
- Radiator must be drained from water.
- Carburettor must be drained from fuel. - Please use the designated fuel containers (marked) to empty the carburettor.
- Lead must be returned with screws, washers and nuts in the same condition as provided (cutting of lead is not allowed).
- Toolbox must be returned with all tools included as provided.

## ONLY COMBUSTION



Click here to download the sporting and technical regulations

### NOTE:

Any item provided on a loan basis for the event which **will not be returned as requested or has been damaged**, will be charged with a **corresponding fee.**

The driver is also responsible for all damages caused by a race accident.





# EQUIPMENT E20 E-KART

PROVIDED EQUIPMENT FOR ELECTRIC KARTS

## 2.1.4. PROVIDED TO DRIVERS FREE OF CHARGE, ON A LOAN BASIS (FOR THE EVENT PERIOD)

- Complete chassis, including data logging system with electric powertrain and batteries
- Seat for the chassis (driver can select between different available sizes)
- Rims for dry tires // Rims for wet tires and wet tires will be handed out in time in case of high risk of rain only
- Trolley for the chassis
- Toolbox with all standard tools for chassis- and engine setup
- Battery charger and power supply is included along with a work table and awning.

## 2.1.5. CONSUMPTION GOODS WILL BE PROVIDED TO DRIVERS FREE OF CHARGE (FOR THE EVENT PERIOD)

- All tires which will be used during the event (see RMC GF Technical Regulations)

### Service products:

- 1 x brake cleaner                      1 x multi cleaner
- 1 x visor cleaner

## 2.1.6. RETURN OF EQUIPMENT AT THE END OF THE EVENT

All equipment provided for the event on a loan basis must be returned in appropriate and clean condition

- Chassis should be returned fully assembled including seat.
- Slick and wet tires have to be dismantled from rims.
- Lead must be returned with screws, washers and nuts in the same condition as provided at the beginning of the event (cutting of lead is not allowed).

## ONLY ELECTRIC



### NOTE:

Download the latest Sporting and technical regulations on our website clicking [here](#)





# EQUIPMENT ALL DRIVERS

PERSONAL EQUIPMENT PROVIDED BY DRIVERS

## 2.2. PERSONAL EQUIPMENT PROVIDED BY THE DRIVER

- Personal race gear, race suit (preferable in the respective country colours), helmet, karting body protection, shoes and gloves must comply with actual CIK requirements (CIK/FIA Technical regulation article 7). Visors must feature the logo of the manufacturer and the production date.
- Personal tire pressure gauge
- Personal battery drill
- Personal tools you are used to working with (e.g. wheel alignment gauge, fixation tool for the starter gear...).



## NECK PROTECTORS & KARTING BODY PROTECTION

### Rotax 125 Micro MAX, Mini MAX

It is MANDATORY for drivers to use a neck protector and a rib protector or (highly recommended) a FIA homologated Karting body protection

### Rotax 125 Junior MAX, Senior MAX and MAX DD2, DD2 Masters, E20 Senior and E20 Masters:

It is MANDATORY to use a FIA homologated Karting body protection

### 2.2.1. TRANSPONDERS

Following Transponders of AMB/MYLAPS are allowed in the Rotax MAX Challenge Grand Finals:

- MYLAPS classic transponder
- MYLAPS FLEX transponder
- MYLAPS X2 Transponder Kart
- AMB TranX 160
- AMB TranX 160 with battery

### ONLY COMBUSTION CATEGORIES:

- Personal data acquisition system (see RMCGF technical Regulations)
  - Personal transponder with mounting bracket
- The personal transponder ID is required for the online registration

### ONLY ELECTRIC CATEGORIES:

The transponders for the electric categories will be provided to the drivers and handed out at the E-Kart Area in the Drivers Tent.

### ALL CATEGORIES:

The mounting position and when the transponder must be mounted and in operation is defined in the RMCGF sporting regulations.

The driver is responsible for the timely charging of the transponder to assure a faultless function during the event.



## TEAM CLOTHING & RACE SUITS

During the whole period of the event, **drivers, mechanics and the teams are NOT ALLOWED** to expose any brands on their race gear and clothing which are competing with the brands **BRP, Rotax, Mojo, XPS, Dell'orto, BirelArt, Praga and Sodikart**.

Details are given in the [Sporting regulations](#) Article 26



## TRACK INFO

SHORT INTRODUCTION OF THE TRACK

### 3. TRACK

The track is located in Sarno - about 40 km south from Naples and opened in 1999. It has since held several World Karting Championship events and the European Kart Championships.



#### DETAILS OF THE TRACK

Length: 1.670 metres

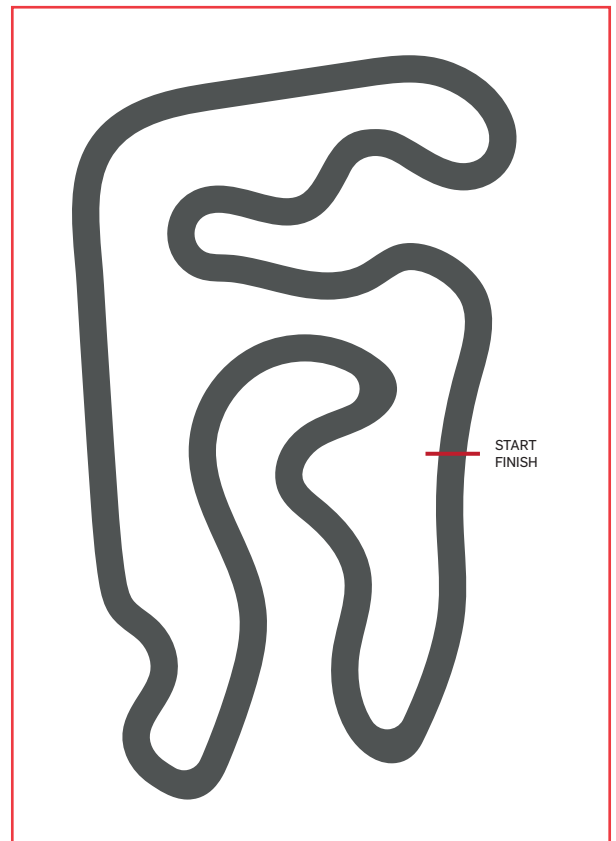
Width: 9/10 m

Corners: 9

Adress: Circuito Internazionale di Napoli  
via Sarno-Palma I 84087 SARNO (SA), Italy  
GPS: 40°50'13.5" N 14°34'00,9"E

Website of the Track:

<https://www.circuitointernazionalenapoli.com>



#### PRACTICE BAN

Private karts with Rotax engines are allowed to test in Sarno until **September 21, 2024**.

After September 21, 2024 there is a **PRACTICE/RACING BAN** for karts with Rotax engines.





## PARTNERS & SPONSORS

SPECIAL THANKS FOR THE SUPPORT

### 4. PARTNER & SPONSORS

Our partners and sponsors who support us for the RMC Grand Finals 2024



### STAY UP TO DATE:

FIND MORE DETAILS AND LATEST NEWS  
ON OUR WEBSITE:

[GRANDFINALS.ROTAX-RACING.COM](https://www.grandfinals.rotax-racing.com)



# TOURIST INFORMATION

USEFUL INFORMATION

## 5. TOURIST INFORMATION

- Time Zone:** Central European Summer Time (UTC +2)
- Electricity:** Standard electric voltage is 230V/50Hz  
Power sockets (outlets) are of type C, F and L.  
Plugs of type C and E will also fit in a type F socket.
- Currency:** EUR

### 5.1. INTERNET & MOBILE NETWORKS

In Italy there is a wide network of free WiFi-connections. But if you need a SIM-Card or eSIM, you can either order it online, buy it at the airport or in one of the several Mobile phone shops which are nearly in every city. There are several operators in Italy. - Please feel free to choose the best for your needs.

### 5.2. HOW TO COME THERE

Sarno is located on the western coast of Campania, in the province of Salerno, 30 km northeast from the city of Salerno and 40 km east of Naples, the capital of Campania.

International Airports:

- Naples: appr 40 km away (35 min by car or 1 hr by train)
- Rome: appr 240 km north of Sarno (2 hrs by car, 3 hrs by train)

### 5.2. HOTEL RECOMMENDATION

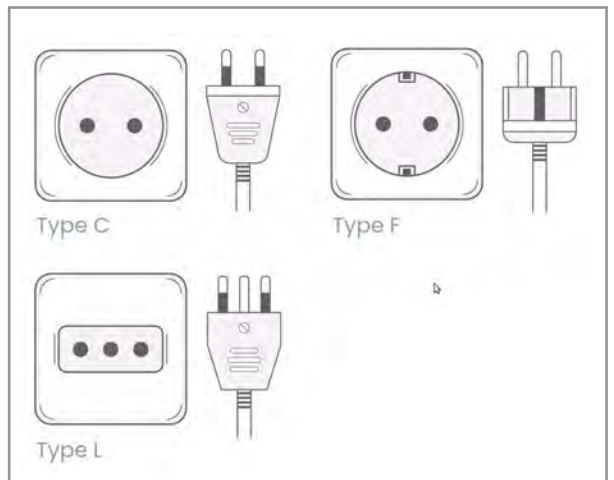
There is no special deal with a hotel in the surrounding of the track. There are several cities about 30-40 min drive by car away which are located near the sea and have nice hotels. Please feel free to check for your perfect spot for your stay.

### 5.3. CAMPER VANS

Inside the facilities of the Hotel Saturday, there is a camping area for Camper Vans (max vans allowed: 25). Costs per day are EUR 20,-, including water and electricity.

For bookings and more information, please contact the track directly [info@circuitointernazionalenapoli.com](mailto:info@circuitointernazionalenapoli.com)  
Subject: Camper Van RMC Grand Finals

As it is a limited space available, it's first come, first served.  
BRP-Rotax is not taking over any obligations. For any requests and questions, directly get in touch with the track owner.



## REMINDER

For updates or any news, please visit our Website from time to time. All further details will be published on our website.

[grandfinals.rotax-racing.com](http://grandfinals.rotax-racing.com)





# DRIVER CHECKLIST

## 1. TRAVEL PREPARATION

- If needed: VISA Application
- If you need an Invitation Letter please directly contact [sara.jernejc@brp.com](mailto:sara.jernejc@brp.com)
- Passport
- Flight ticket, Credit Card
- Check Car license requirements for rental car in Italy
- Type C, F or L electrical plug adapters (Drivers Info pt 6. Tourist Information)

## 2. GET PREPARED FOR SPORTING CHECK-IN

- Download the Rotax Global App (MANDATORY)
- Driver must be logged in the Global App with the EDIT Code (see registration email)
- Check if all your Driver and Entrant data are correct in the EVA-System
- Sign all the documents (link in registration email)
- Upload the License (Driver plus Entrant)

## 3. REQUIRED DOCUMENTS FOR SPORTING CHECK-IN

- Valid Passport of Driver and Guardian
- Valid Driver and Entrant license
- Starting permission
  - Please check the details in the Driver Info (pt 1.2.3. Starting Permission)
- Transponder

## 4. DON'T FORGET

- Helmet, Gloves, Race overall ...
  - (please check the [Drivers Info 2.2. Personal Equipment](#))
- Turn off the mobile data on your phones if you are from overseas!
- Buy a SIM-Card or eSIM when arriving in Italy
  - (no WiFi available in the Drivers Tent or the Paddock)

**Please note:** Please note: this list does not claim to be complete. It should just be a supportive reminder for your travel arrangements.



# OFFICIAL PHOTOGRAPHER

# 24



**PRE ORDER NOW!**

**ROTAX**

# RMC

**GRAND FINALS**



**NFC**



**ALBUM**



**CALENDAR**



**DESK CALENDAR**



**POSTER**

**WWW.PH24.IT - EMAIL: INFO@PH24.IT - TEL: +39 0541 989850**